

产品信息 Product Information

G602-A--1200×1000×720-1

项目/Project		参数
轴数/Axes		6
运行半径/Working radius		700MM
最大负载/Maximum load		3KG
额定负载/Rated load		2KG
工作范围 Working range	轴1/Axis1	-175°~+175°
	轴2/Axis2	-130°~+50°
	轴3/Axis3	-120°~+50°
	轴4/Axis4	-175°~+175°
	轴5/Axis5	-120°~+120°
	轴5/Axis5	-180°~+180°
重复定位精准度 Position repeatability		±0.05MM
最大末端速度 Maximum speed for terminal axis		500MM/S
本体重量/Body weight		23KG
输入电压/Input voltage		220V
总功率/Total power		360W
噪音/Noise level		< 80dB
环境要求 Environmental requirements	温度/Temperature	5°C-40°C
	湿度/Humidity	10%-80%
安装方式/Installation		台面、侧装、倒装 Table top, side mount, flip mount
机身材质 fuselage material	6061铝合金 6061 Aluminum alloy	
动力装置 Power plant	一体化伺服电机含多圈绝对值编码器 (4个) 带刹车的一体化伺服电机含多圈绝对值编码器 (2个) Integrated servo motor contains multi-turn absolute encoders (4 pcs); Integrated servo motor with brake including multi-turn absolute encoder (2 pcs)	
减速装置 Reduction gear	谐波减速 (1-6轴) Harmonic deceleration (1-6 axis)	
回零位置 Back to zero position	多圈绝对值编码器 Multi-turn absolute encoder	

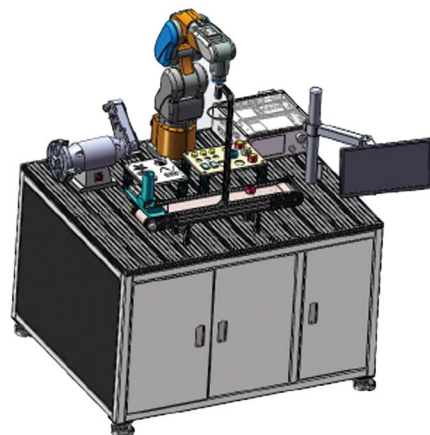


硬件组成：工作台、机械臂本体、搬运码垛模块、轨迹模块、打磨模块、传送模块。

软件平台：示教器、机器人上位机软件；

Hardware composition: workbench, robotic arm body, handling and palletizing module, trajectory module, polishing module, and conveying module.

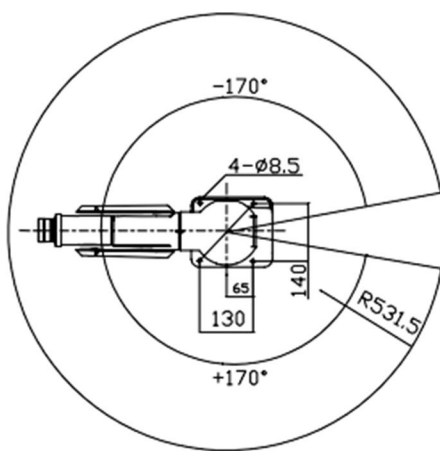
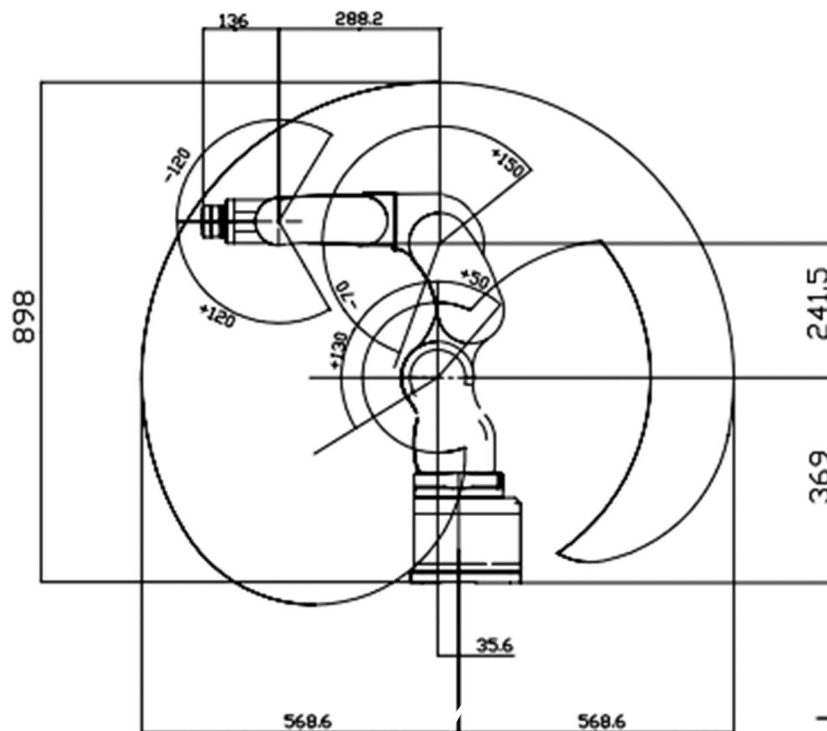
Software platform: teach pendant, robot host computer software;



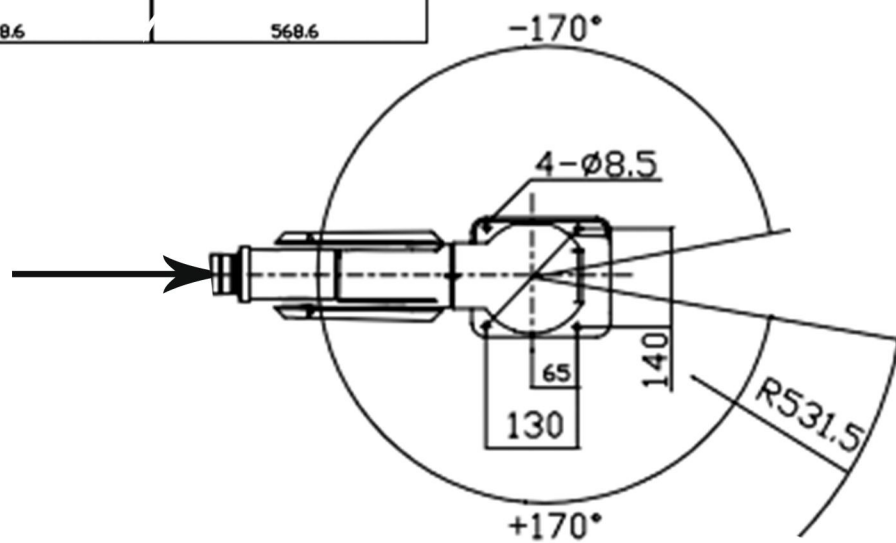
工作台尺寸：1200×1000×720

Workbench size: 1200×1000×720

产品运行范围图 Range diagram



法兰图 Flange drawing



底座安装图 Base installation drawing

